THIS DRAWING IS UNPUBLISHED. RELEASED FOR PUBLICATION - ,- .
© COPYRIGHT - BY TYCO ELECTRONICS CORPORATION. ALL RIGHTS RESERVED.

LOC	DIST
GP	00

REVISIONS

P	LTR	DESCRIPTION	DATE	DWN	APVD
	04	REVISED PER ECO-07-018152	06AUG07	BM	CR

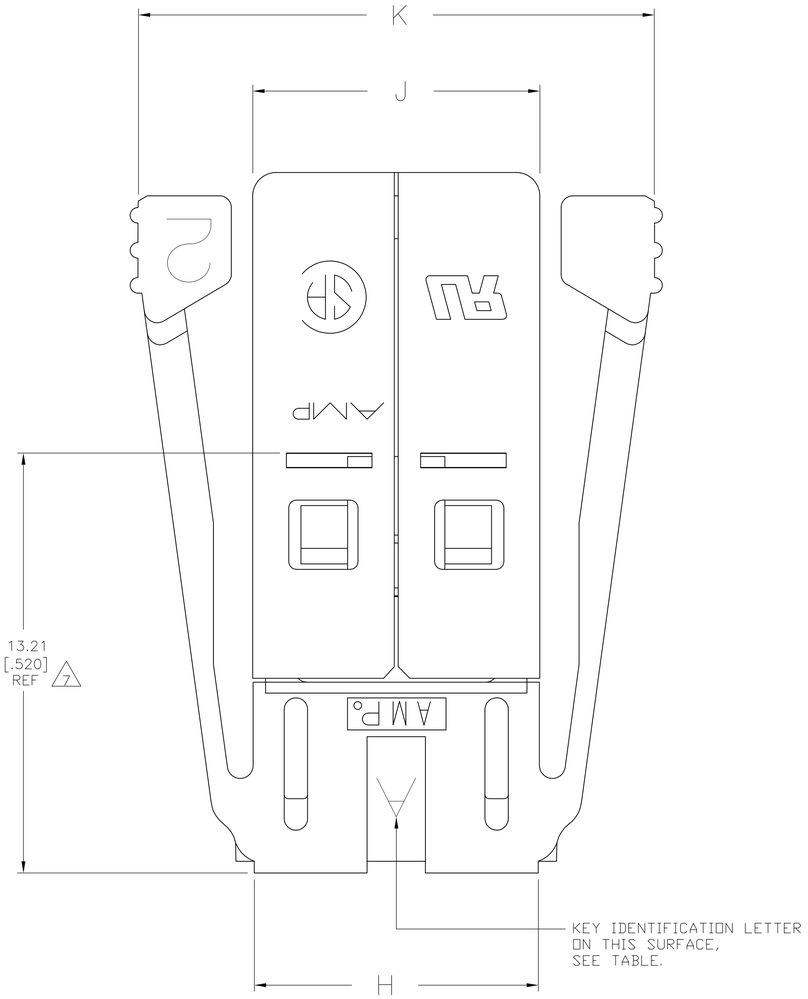

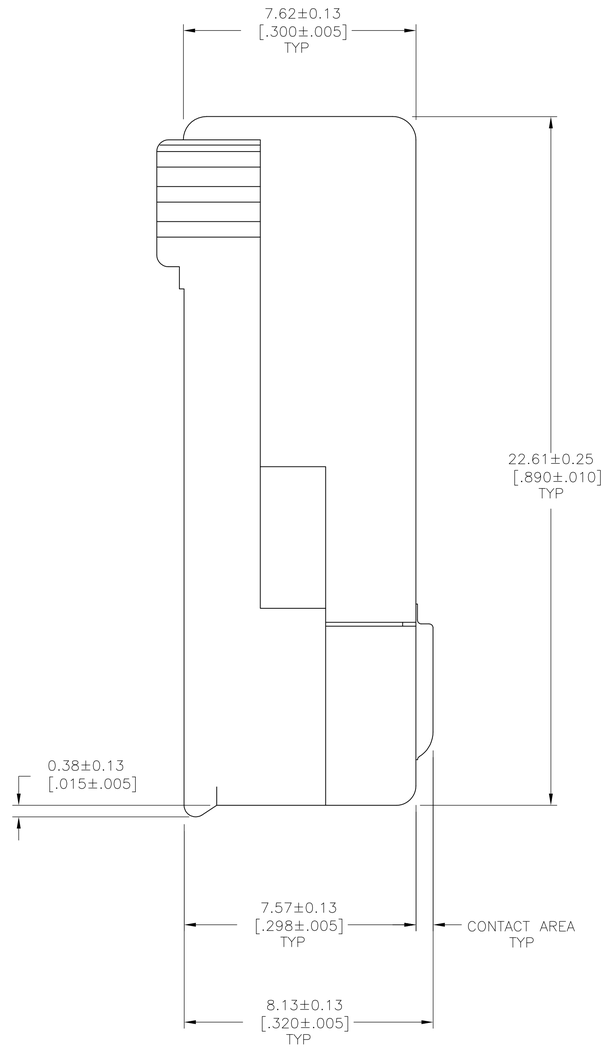

1. PREFIX AND SUFFIX NUMBERS MUST MATCH THOSE ON RECEPTACLE FOR PARTS TO MATE.

2. MATERIAL:
   HOUSING- POLYCARBONATE
   CONTACT- COPPER ALLOY
   SHIELD- BRASS

3. FINISH:
   HOUSING- BROWN
   CONTACT- 0.00203[.000080] MIN COPPER OVER ENTIRE PART,
   0.00254[.000100] MIN NICKEL OVER ENTIRE PART,
   0.00002[.000001] MIN GOLD OVER ENTIRE PART,
   0.00254[.000100] GOLD OVER CONTACT AREA.
   SHIELD- BRIGHT TIN 0.00076[.000030] MIN OVER 0.00127[.000050] MIN NICKEL.

4. CABLES MUST MEET AMP DRAWING SPECIFICATION 520471.

5. CABLES MUST MEET AMP DRAWING SPECIFICATION 520475.

6. CABLES MUST MEET AMP DRAWING SPECIFICATION 520477.

7. INSERTION DEPTH INTO RECEPTACLE.

8. BULK CABLE IS NOT AVAILABLE FROM AMP INC.

9. FOR TERMINATION OF 24 AWG, 7 STRANDED, FLAT RIBBON CABLE WITH 1.27[.050] NOMINAL O.D. CONDUCTOR INSULATION PER LISTED DRAWING SPECIFICATIONS.

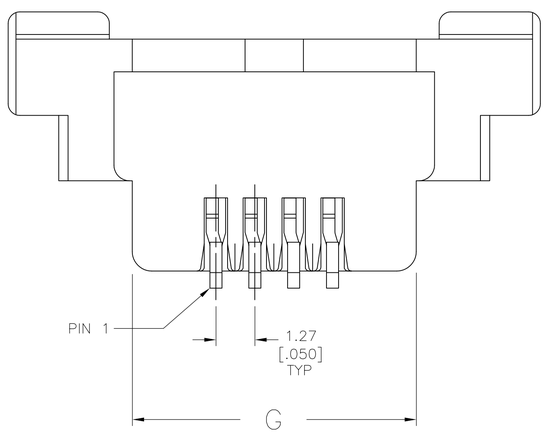

	K	J	H	G	NO OF POSN	KEY I.D. LETTER	PART NO
	32.11 [1.264]	24.76 [.975]	25.70 [1.012]	24.59 [.968]	16	E	6 5-1761192-6
	21.95 [.864]	14.60 [.575]	15.54 [.612]	14.43 [.568]	8	E	5 5-1761192-3
	16.87 [.664]	9.52 [.375]	10.46 [.412]	9.35 [.368]	4	E	4 5-1761192-1
OBSOLETE	16.87 [.664]	9.52 [.375]	10.46 [.412]	9.35 [.368]	4	D	4 4-1761192-1
	16.87 [.664]	9.52 [.375]	10.46 [.412]	9.35 [.368]	4	C	4 3-1761192-1
	21.95 [.864]	14.60 [.575]	15.54 [.612]	14.43 [.568]	8	A	5 1-1761192-3
	16.87 [.664]	9.52 [.375]	10.46 [.412]	9.35 [.368]	4	A	4 1-1761192-1

THIS DRAWING IS A CONTROLLED DOCUMENT.

DIMENSIONS: mm [INCHES]

TOLERANCES UNLESS OTHERWISE SPECIFIED:
0 PLC ± –
1 PLC ± –
2 PLC ± 0.38 [.015]
3 PLC ± –
4 PLC ± –
ANGLES ± –

MATERIAL 2
FINISH 3

DWN B. MCMASTER 27APR2004
CHK C. ROHDE 27APR2004
APVD M. WALMSLEY 27APR2004
PRODUCT SPEC 108-2047
APPLICATION SPEC 114-2086
WEIGHT –

Tyco Electronics
Tyco Electronics Corporation
Harrisburg, PA 17105-3608

NAME PLUG ASSEMBLY, SPECIAL, FLAT CABLE, 50 SERIES, SDL

SIZE	CAGE CODE	DRAWING NO	RESTRICTED TO
A1	00779	C-1761192	–

CUSTOMER DRAWING | SCALE 10:1 | SHEET 1 OF 1 | REV 04